

2014 POVERTY RATES

CITY OF ALEXANDRIA, VIRGINIA



Women Disproportionately Affected by Poverty

An analysis of the 2014 American Community Survey by The Women's Foundation finds that women continue to be disproportionately affected by poverty in the City of Alexandria, and that among women, single women with children and women of color are more likely to live below the poverty threshold—\$19,790 for a family of three in 2014.

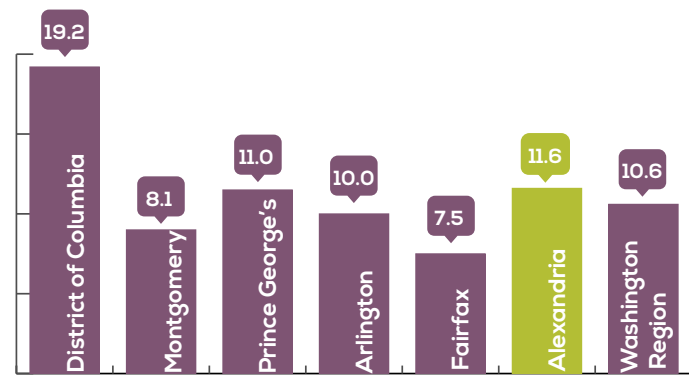


Fig 1. Women's Poverty Rates in the Washington Region, 2014
The Women's Foundation's analysis of the American Community Survey, 2014

Close to 14,554 residents in the City of Alexandria fell below poverty during 2014. More than six in 10 (about 9,099) were women and girls. This figure translates to a poverty rate of 11.6 percent.¹ The poverty rate for men and boys is 7.7 percent.

As in other jurisdictions in the Washington region, **the Great Recession had a substantial impact in the City of Alexandria; the poverty rate more than doubled since 2006 for both men and women.** Declines occurred during 2008 and 2011 but were not large enough to offset the upward trend.

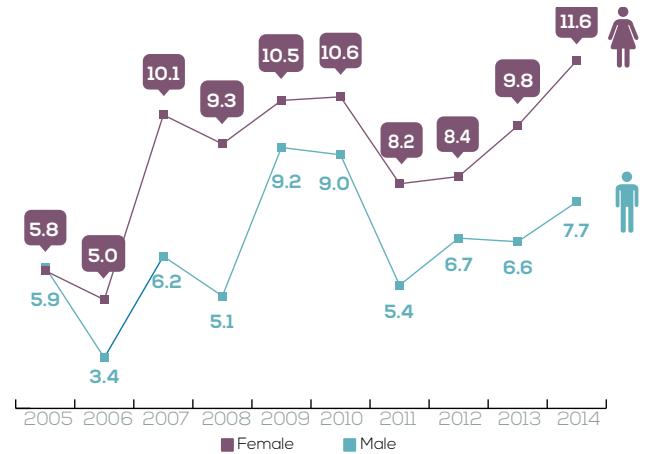


Fig 2. Poverty Rates in the City of Alexandria, 2005-2014
The Women's Foundation's analysis of the American Community Survey, 2005-2014

Women Raising Families on Their Own

An estimated 2,194 families in Alexandria with children under 18 had incomes below the poverty level in 2014. Single parent families—especially female-headed households—were more likely to live in poverty.

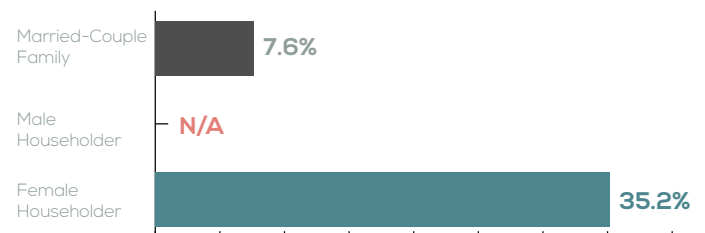


Fig 3. Poverty Rates for Families with Children under 18, 2014
The Women's Foundation's analysis of the American Community Survey, 2014

Female-headed households with children reached a poverty rate of 35.2 percent, while married-couple families a poverty rate of 7.6 percent. **Of families with children living in poverty, 63.6 percent were headed by single women.** It was not possible to calculate the percentage of male-headed households living in poverty due to a small sample size.

Women's Poverty Across Racial and Ethnic Groups

Women of color experience disproportionate levels of poverty across racial and ethnic groups and have a greater probability of falling below the poverty threshold than men or their White counterparts.

As in other jurisdictions in the region, Black and Latina women face high rates of poverty in the City of Alexandria; 19.4 percent of Black women and 15.4 percent of Latinas live below the poverty level, rates well above the 6.4 percent rate for White, non-Hispanic women.

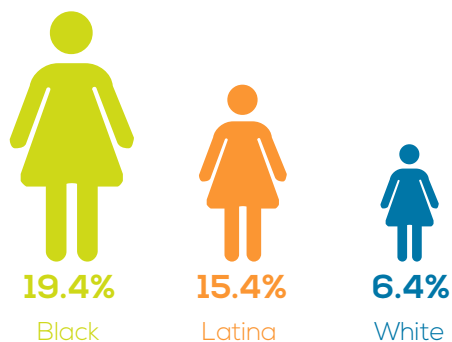


Fig 4. Poverty Rates by Race and Ethnicity, 2011-2013
The Women's Foundation's analysis of the American Community Survey, 2011-2013

DEFINING POVERTY

A family of three was considered to live below the poverty line in 2014 if their total pre-tax annual income was \$19,790 or less. Living with an income of \$39,580 for a family of three—twice the poverty level income—was still insufficient to make ends meet in our region during 2014. According to the Basic Economic Security Tables (BEST),² a family of three composed of one worker, an infant and a school-aged child requires at least an approximate annual income of \$77,604 in the City of Alexandria to meet their basic needs without receiving any public or private assistance.

- ¹ Estimates for the Washington region include data from: Washington, DC; Montgomery County, MD; Prince George's County, MD; Arlington County, VA; Alexandria City, VA; and Fairfax County, VA.
- ² The BEST Index measures the income a working adult requires to meet his or her basic needs—without public or private assistance. Each BEST Index component is a conservative estimate of need, and the BEST does not include any “extras” such as vacations, entertainment, electronics, gifts or meals out. As a result, those living below an economically secure income may go without, make difficult choices among basic needs, or forgo economic security by not fully developing savings. For detailed information on expense components, including data sources and assumptions used in specific calculations, see the Index expenses and savings definitions. Additional information can be found in The Basic Economic Security Tables: United States Methodology and Supplemental Data, available at www.wowonline.org. State reports are available on the Economic Security Program webpage and on WOW partner websites.

This Fact Sheet was prepared by Claudia Williams, Research and Evaluation Program Officer at the Washington Area Women's Foundation. To obtain more related data on the status of women and girls in the Washington region and details on the methodology to obtain such data please consult our issue briefs available at <https://thewomensfoundation.org/resources/>